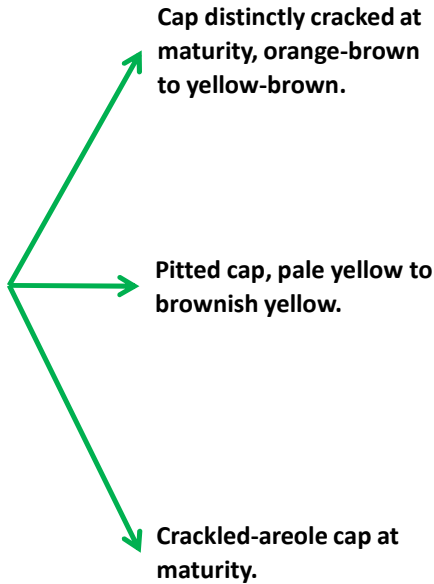


SUBGROUP 5A, ROUGH STALK : IDENTIFICATION KEY

5 A Craked or pitted cap.



| | | | | |
|--|--|--|--|---|
| | | | | <p>5.1 <i>Leccinum quercophilum</i> <i>Leccinum quercophilum</i></p> |
| | | | | <p>5.2 <i>Leccinum luteum</i> <i>Leccinum luteum</i></p> |
| | | | | |
| <p>Since 2019, Mycoquébec consider that the <i>Leccinum carpini</i> should be grouped with the <i>Leccinum quercophilum</i>. The differences observed are due only to the habitat where this fungi grow.</p> | | | | <p>5.3 <i>Leccinum pseudoscabrum</i> <i>Leccinum pseudoscabrum</i> (<i>carpini</i>)</p> |









SUBGROUP 5A, ROUGH STALK : IDENTIFICATION KEY

5 A Craked or pitted cap.

Cap distinctly cracked at maturity, orange-brown to yellow-brown.

Pitted cap, pale yellow to brownish yellow.

Crackled-areole cap at maturity.

| | | | | |
|--|--|--|--|--|
| | <p>Fructifies under oaks and beech trees. Highly cracked cap, dark brownish to yellowish brown or orange. Pore surface whitish, browning with age or when bruised; round pores. Greyish to blackish stipe roughness. Whitish to pale yellow flesh, becoming faintly and slowly pinkish grey, bluish grey, brown when cut (15 to 30 minutes).</p> | <p>5.1 <i>Leccinum quercophilum</i> <i>Leccinum quercophilum</i></p>   | | |
| | <p>Pale yellow cap, turning brownish yellow with age and with an appendiculate margin. Pore surface white, olivaceous at matory, turning brownish or blackish when bruised; round pores. Whitish to pale yellow flesh, turning pinkish to purple grey when cut.</p> | <p>5.2 <i>Leccinum luteum</i> <i>Leccinum luteum</i></p>   | | |
| | | | | |
| | <p>Since 2019, Mycoquébec consider that the <i>Leccinum carpini</i> should be grouped with the <i>Leccinum quercophilum</i>. The differences observed are due only to the habitat where this fungi grow.</p> | <p>5.3 <i>Leccinum pseudoscabrum</i> <i>Leccinum pseudoscabrum</i> <i>(carpini)</i></p>   | | |

SUBGROUP 5A, ROUGH STALK : IDENTIFICATION KEY

5 A Craked or pitted cap.

Cap distinctly cracked at maturity, orange-brown to yellow-brown.

Pitted cap, pale yellow to brownish yellow.

Crackled-areole cap at maturity.

| | | | |
|--|--|--|--|
| | <p>English name: French name: Bolet des chênaies Latin names: <i>Leccinum quercophilum</i>, <i>Leccinum pseudoscabrum</i>, <i>Leccinum carpini</i></p> | <p>5.1 <i>Leccinum quercophilum</i> <i>Leccinum quercophilum</i></p> | |
| | <p>English name: French name: Bolet jaune Latin names: <i>Leccinum luteum</i>, <i>Leccinellum luteum</i></p> | <p>5.2 <i>Leccinum luteum</i> <i>Leccinum luteum</i></p> | |
| | | | |
| | <p>Since 2019, Mycoquébec consid that the <i>Leccinum carpini</i> should be grouped with the <i>Leccinum quercophilum</i>. The differences observed are due only to the habitat where this fungi grow. English name: <i>Leccinum pseudoscabrum</i> French name: Bolet des charmes Latin names: <i>Leccinum pseudoscabrum</i>, <i>Leccinum carpini</i></p> | <p>5.3 <i>Leccinum pseudoscabrum</i> <i>Leccinum pseudoscabrum</i> <i>(carpini)</i></p> | |